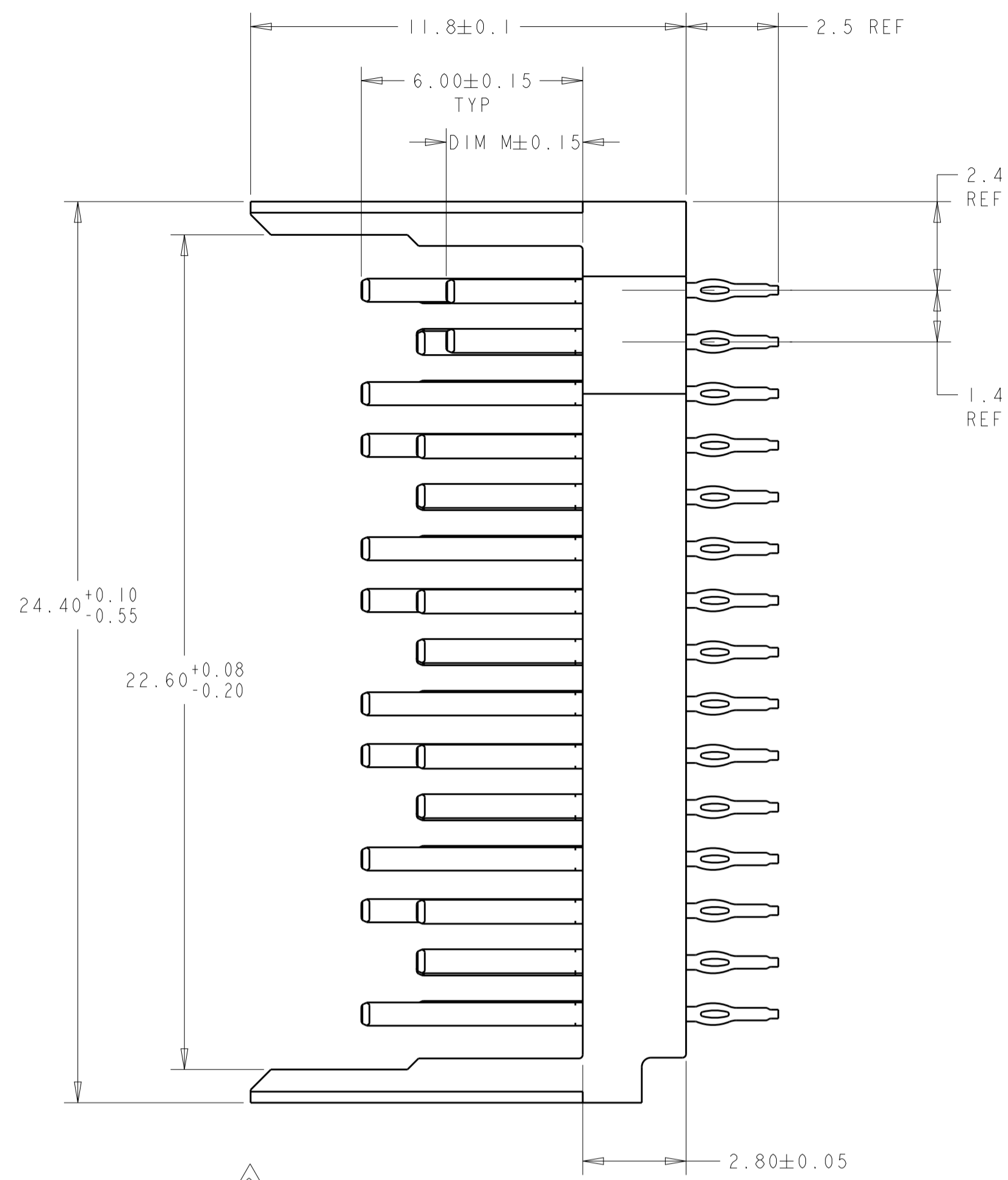
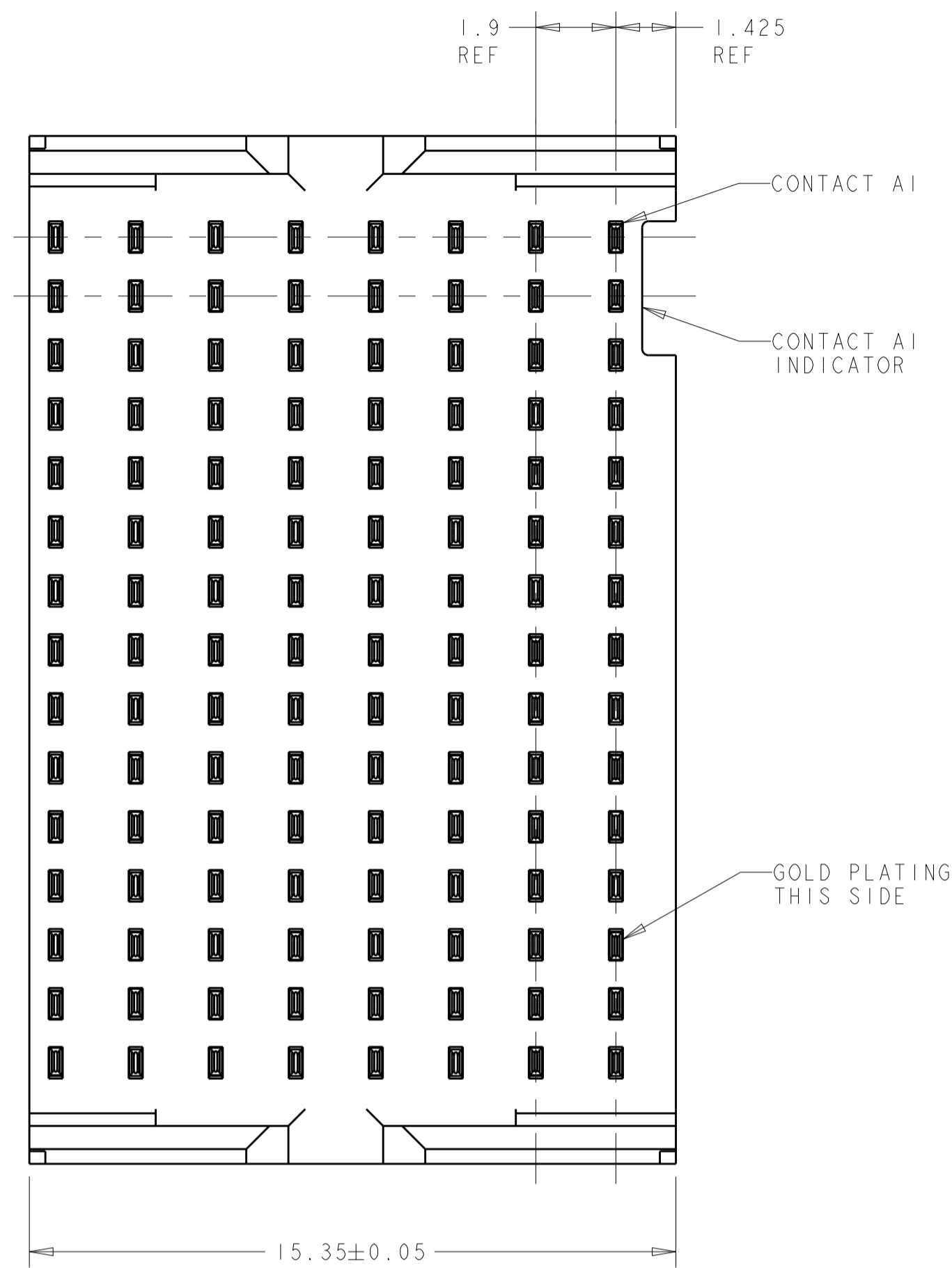


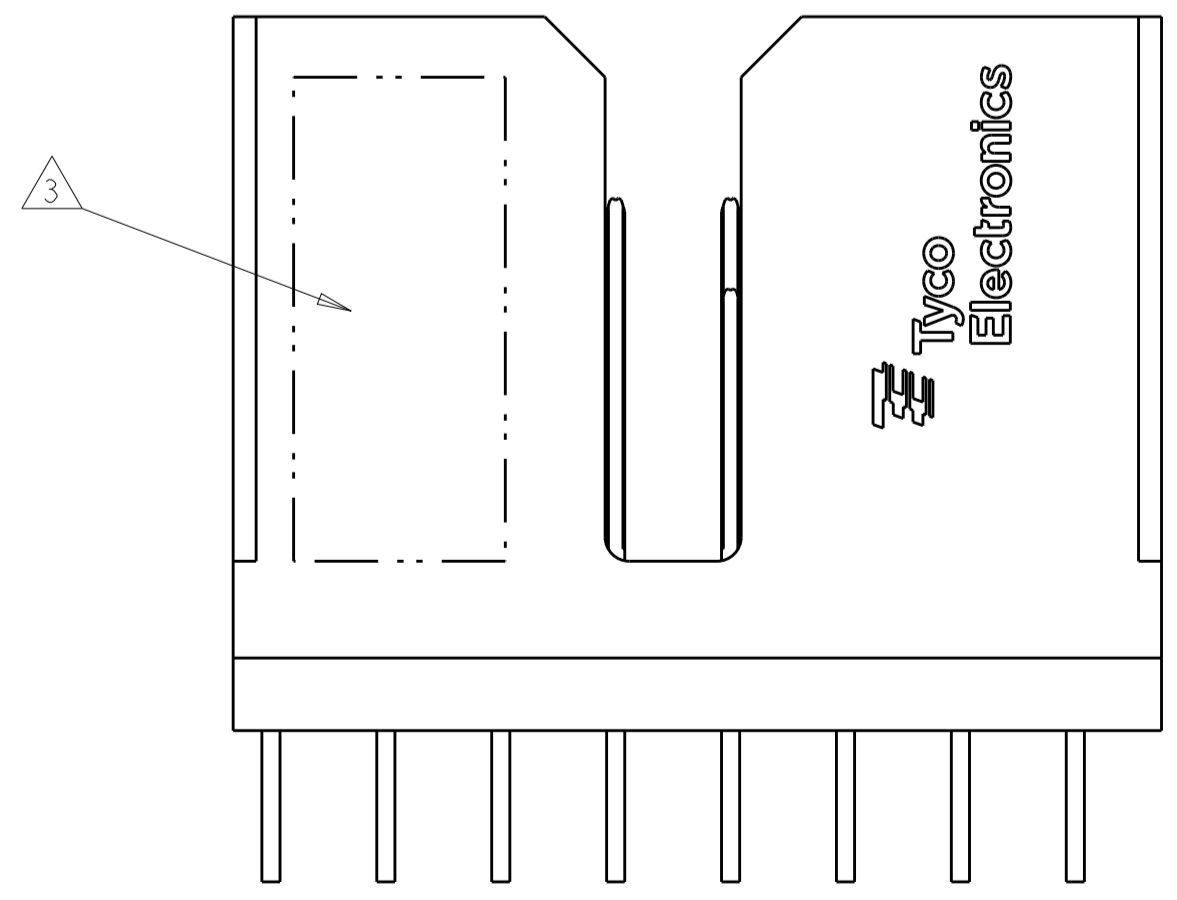
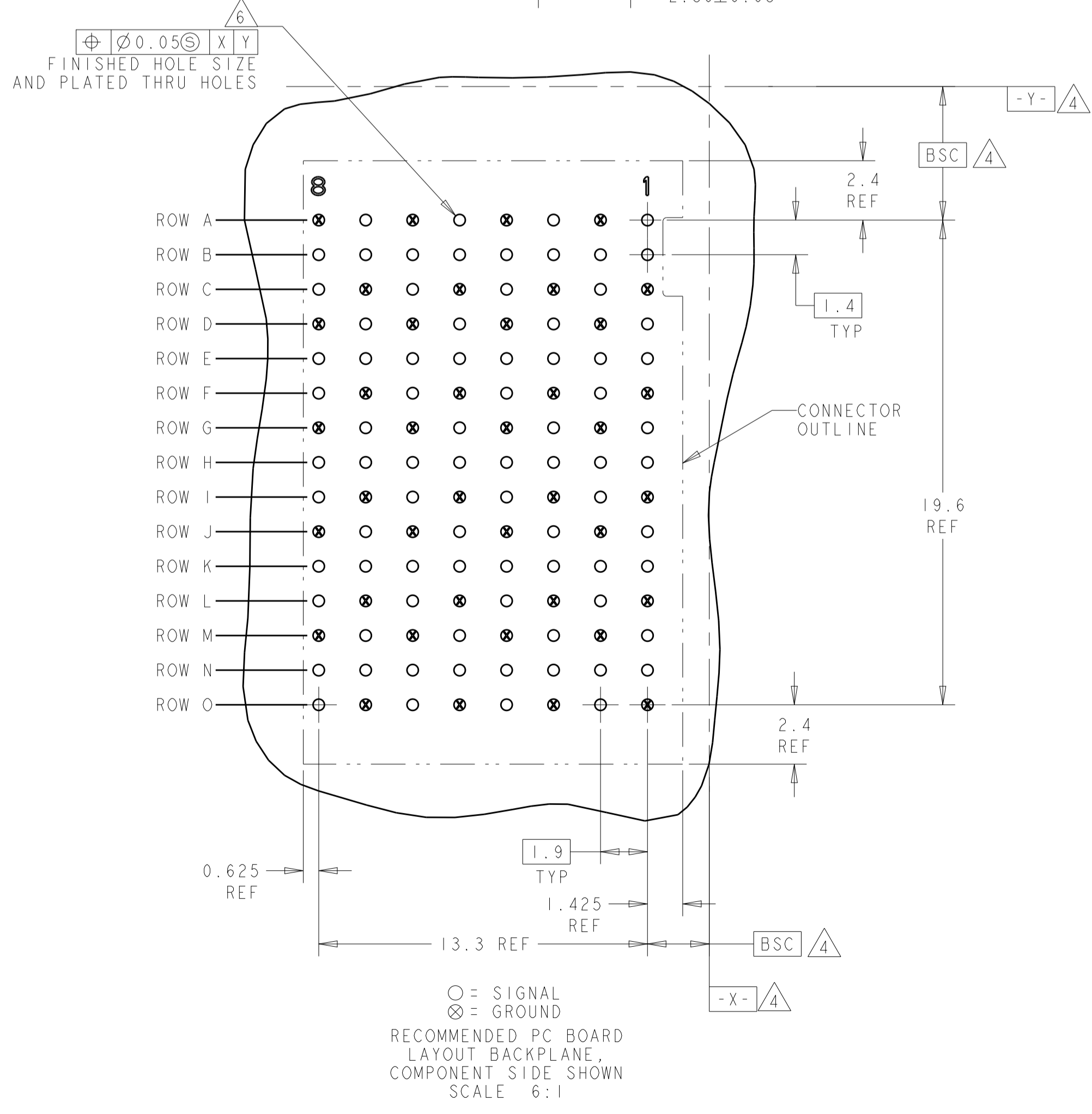
LOC		DIST		REVISIONS			
AD	00	P	LTH	DESCRIPTION	DATE	DWN	APVD
		C		REVISED PER ECO-13-002771	20MAR2013	KH	RP



- 1 MATERIAL:
CONTACT - PHOS BRONZE.
HOUSING - LCP, UL 94V-0, COLOR - BLACK
- 2 FINISH:
CONTACT AREA FINISH CONFORMS TO THE REQUIREMENTS OF TE PRODUCT SPECIFICATION 108-2303; BASED ON TELCORDIA GR-1217-CORE FOR SYSTEM QUALITY LEVEL III APPLICATIONS IN CONTROLLED ENVIRONMENTS (CENTRAL OFFICE).
COMPLIANT PIN AREA- 0.5µm MIN MATTE TIN OVER 1.27µm MIN NICKEL.
- 3 CONNECTOR MARKED WITH PART NUMBER, DATE CODE AND STANDARD IN APPROXIMATE AREA SHOWN.
- 4 DATUMS AND BASIC DIMENSIONS ESTABLISHED BY CUSTOMER.
- 5 CONTACT AREA LUBRICATED WITH BELLCORE APPROVED LUBRICANT. TECHNICAL REFERENCE GR-1217-CORE, ISSUE 1, NOVEMBER 1995.
- 6 REFERENCE APPLICATION SPEC 114-13202 FOR RECOMMENDED PLATED THRU HOLE DIAMETER AND PLATING THICKNESSES.

CONTACT LAYOUT
 A = 4.50mm (DIM M)
 B = 3.70mm (DIM M)
 G = GROUND 6.00mm

		COLUMNS							
		8	7	6	5	4	3	2	1
ROWS	A	G	A	G	A	G	A	G	B
	B	A	A	A	A	A	A	A	B
	C	A	G	A	G	A	G	A	G
	D	G	A	G	A	G	A	G	A
	E	A	A	A	A	A	A	A	A
	F	A	G	A	G	A	G	A	G
	G	G	A	G	A	G	A	G	A
	H	A	A	A	A	A	A	A	A
	I	A	G	A	G	A	G	A	G
	J	G	A	G	A	G	A	G	A
	K	A	A	A	A	A	A	A	A
	L	A	G	A	G	A	G	A	G
	M	G	A	G	A	G	A	G	A
	N	A	A	A	A	A	A	A	A
	O	A	G	A	G	A	G	A	G



1934956-1
PART NUMBER

THIS DRAWING IS A CONTROLLED DOCUMENT.		DWN B. CARBO 21MAY2008	STE TE Connectivity
DIMENSIONS:		CHK R. PATTERSON 21MAY2008	
mm		APVD R. PATTERSON 21MAY2008	
0 PLC ± 1 PLC ± 2 PLC ± 3 PLC ± 4 PLC ± ANGLES ±		NAME	
MATERIAL		PRODUCT SPEC	HEADER ASSEMBLY, OPEN ENDED, 5' PAIR, 8' COLUMN
FINISH		APPLICATION SPEC	SIZE CAGE CODE DRAWING NO RESTRICTED TO
1 ± 2 ±		WEIGHT	A100779C=1934956
CUSTOMER DRAWING		SCALE 8:1	SHEET 1 OF 1 REV C